



Contents

- Sculptural Philosophy
- Retrospective of Work
- Sculpture Creation

Artist's Sculptural Philosophy

Sculptural Philosophy

I create sculptural forms that develop harmony through contrasting contours.

The reflections of the opposing contours visually fuse the sculpture into one unit.

The opposition creates balance and harmony together, giving the sculpture life.



Sculptural Philosophy

My sculptures are abstract.
They are my physical manifestation of emotions and feelings.

My sculptures are real, just as the feeling of love is real but abstract and without an identifiable image.

It is my intent that my sculpture communicates truth and honesty in its form.



Sculptural Philosophy

Opposites attract opposites.

Men and women are sympathetic opposites that make them attract one another, creating unity.

Two forms become one harmonious form.



Sculptural Philosophy



Safety is always a primary concern.

The sculpture is made from strong 10-gauge stainless steel.

The edges are shaped and finished to be round and smooth to the touch.

Sculptural Philosophy

It is my intent that my sculptures be uplifting, inspirational and bring happiness and joy into the life of those who view them.



Sculptural Philosophy



My artwork always reflects and harmonizes with its environment.

Sculptural Philosophy

I use stainless steel because it is the perfect urban material for durability.



1978



2003

Retrospective of Artist's Work

“Voyagers” ©1977


Cal. State University Long Beach

Long Beach, California

12 feet tall



“Angelic Duet” ©1978
California Arts Commission
Los Angeles, California
40 feet tall



“Nimbus Flight” ©1982
City of St. Joseph
St. Joseph, Michigan
15 feet tall



“Interspirit” ©1983
University of Wisconsin
Madison, Wisconsin
13 feet tall



“Counterpoint” ©1985
Big Canyon Country Club
Newport Beach, California
11 feet wide



“Interpoint” ©1986
East County Regional Center
San Diego, California
31 feet tall



“Boundless Flight” ©1988
Professional Hospital Supply
Rancho, California
9 feet tall



“Satori” ©1989
Brookside Gardens
Wheaton, Maryland
12.5 feet tall by
16.5 feet wide



“Polestar” ©1990
Lakeside Winery
San Rafael, California
3.3 feet tall



“Soaring” ©1991
Governor Executive Centre
San Diego, California
21 feet tall



“Hope” ©1995
Mercy Hospital
Wheeler Cancer Center
Bakersfield, California
6 feet tall



“Triumph” ©1997
Allstate Insurance
Glendale, California
30 feet tall



“Spirit Song” ©1998
Motorola Corporation
Beijing, China
6 feet tall



“Duo Sonata” ©1999
S.A.S. Institute
Cary, North Carolina
20 feet tall



“Gateway to Excellence” ©1999
Town of Cary
Cary, North Carolina
13 feet tall-12 feet wide



“Voyage To Excellence” ©1999
Western Oregon University
Monmouth, Oregon
14 feet tall



“Millennium” ©1999
City of South San Francisco
South San Francisco, California
12 feet tall




“Soaring Star” ©2001
Chico Municipal Airport
Chico, California
10 feet tall



“Quest for Excellence” ©2002
AstraZeneca
Wilmington, Delaware
18 feet tall




“Encounter in Flight” ©2003
City Of Hope
Duarte, California
10 feet tall



“Synergy” ©2003
Coast Aluminum
Santa Fe Springs, California
10 feet tall



“Veterans Memorial” ©2006
Cerritos Civic Center
Cerritos, California
20 feet tall



“Explore” ©2007
O.S.U.
Tulsa, Oklahoma
18 feet tall




Sculpture Creation

Sculpture Design




All sculptures start with an idea.
A feeling, a drawing.

Sculpture Design




Using computer design the idea is given a third dimension.

Sculpture Design



A paper model is created.
The artwork is again
judged and refined.

Sculpture Design



A computer rendering is produced to assess reflective relationships and flow.

Sculpture Design



A stainless steel maquette is created.

Sculpture Fabrication

Layout in Stainless Steel



Stainless steel sheets are cut with computer controlled lasers.

Fabrication



Maquette used for reference.



Fabrication



Cut stainless steel is bent with a 300 ton Press Break.

Fabrication

Attention to detail and precision is needed.



Engineering

All my monumental sculptures are certified by an engineer for safety.



Fit Up



Fitting the cut and formed stainless steel sheets together.

Welding



All seams and edges are fully welded by the artist.

Welding



And by apprentices.

Sanding



Monumental sculptures require creative solutions.

Sanding



The entire surface of the sculpture is sanded with finer and finer grits of sand paper.

Polishing



Entire surface of the sculpture is polished by hand.

Site Preparation



Artist personally meets with the architect and engineer on site.

Site Preparation



Stainless steel foundation frames are fabricated and concrete is poured.

Artist signs the artwork



Transportation



Monumental sculptures need monumental cranes and trucks.

Installation



Professional crane operators and riggers are employed.

Installation

Artist personally oversees every installation.



Installation

Handled with care.



Installation

The sculpture is welded into place.



Installation



The sculpture is welded to the foundation frame and the weld is cleaned and polished.

Documentation

All production progress is documented from beginning to end.



The monumental artwork is complete.



James T. Russell
SCULPTURE